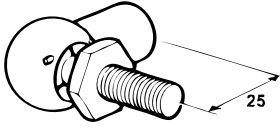
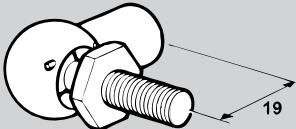
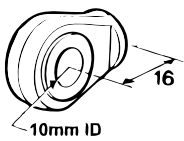
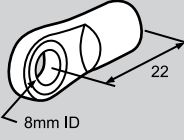


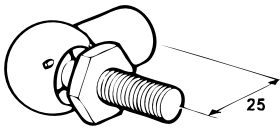
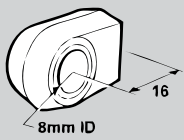
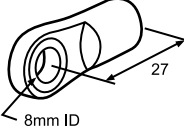

GAS SPRINGS



M6 FITTINGS

PART NUMBER	PICTURE	DESCRIPTION
Q24L		M6 Internal Thread M6 Threaded Stud
Q32		M6 Internal Thread M8 Threaded Stud
Q88		M6 Internal Thread 10mm ID Hole
Q1304		M6 Internal Thread 8mm ID Hole 5mm Wide

M8 FITTINGS

PART NUMBER	PICTURE	DESCRIPTION
Q21		M8 Internal Thread M8 Threaded Stud
Q22		M8 Internal Thread 8mm ID Hole 12mm Wide
Q25		M8 Internal Thread 8mm ID Hole 5mm Wide
Q65		M8 Internal Thread 8-10mm Tapered Hole 18mm Wide

GAS SPRING SPECIFICATIONS

PART NUMBER	FORCE (NEWTONS)	EXTENDED LENGTH	COLLAPSED LENGTH	BODY DIAMETER	SHAFT DIAMETER	END FITTINGS		THREAD SIZE
						BODY	SHAFT	
GS278	180N	507	279	18	8	Q32	Q1304	M6
GS477	1200N	514	303	22	10	Q25	Q25	M8
GS4602	200N	315	206	19	8	Q32	Q32	M6
GS4703	250N	502	292	19	8	Q32	Q32	M6
GS4804	400N	795	448	22	10	Q21	Q21	M8
GS4806	600N	795	448	22	10	Q21	Q21	M8
GS4809	900N	795	448	22	10	Q21	Q21	M8
GS4906	600N	501	293	22	10	Q22	Q22	M8
GS5010	1000N	514	303	22	10	Q1304	Q1304	M6
GS5210	960N	518	310	22	10	Q22	Q21	M8
GS5302	200N	595	347	22	10	Q21	Q21	M8
GS5303	300N	595	347	22	10	Q21	Q21	M8
GS5305	480N	595	347	22	10	Q21	Q21	M8
GS5306	600N	595	347	22	10	Q21	Q21	M8
GS5308	780N	595	347	22	10	Q21	Q21	M8
GS5312	1200N	595	347	22	10	Q21	Q21	M8
GS5406	600N	830	473	22	10	Q21	Q21	M8
GS5503	300N	320	200	18	8	Q32	Q32	M6
GS5706	600N	575	340	22	10	Q21	Q21	M8
GS5906	600N	510	302	22	10	Q21	Q21	M8
GS6010	1000N	510	302	22	10	Q21	Q21	M8
GS6404	370N	400	243	19	8	Q32	Q32	M6
GS6512	1200N	730	425	22	10	Q21	Q21	M8